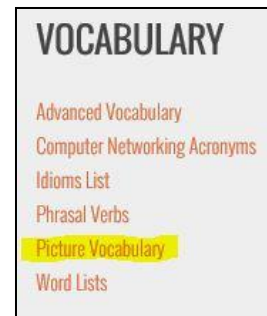




Basic Sites

<http://www.eflnet.com/>

1. Click on "Picture Vocabulary"



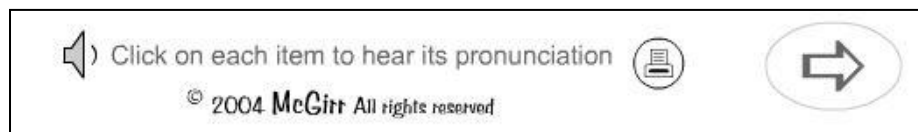
2. Click on the section that you want to learn (if you are not sure which section you should study, choose one randomly).
3. Click on the first section that appears (It will be the first option of a list).



4. The words will appear next to a photo of the word



5. Click on the photo and listen to the pronunciation of the word
6. If there are other pages in the section, click on the arrow that is under the photos



7. Click on the back button to return to the list of sections

<https://www.duolingo.com->

1. Click on the arrow that appears where it says "Site Languages: English" and change the language to your native language



2. Follow the site's instructions
3. You will have to create a profile if you want to save your progress

Reading Activities

<http://learningenglish.voanews.com> – Reading and Listening Activities

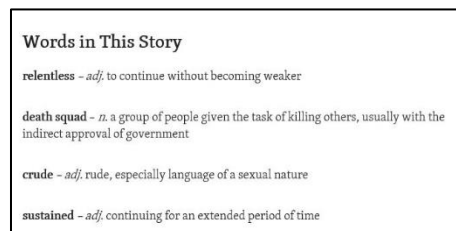
1. There are three levels in the blue bar at the top of the page, choose the appropriate level
 - a. "Level One" = easy, basic
 - b. "Level Two" = intermediate
 - c. "Level Three" = difficult, advanced



2. Click on an article that interests you
3. Click on the play button to listen to the article while you read along



4. Challenging words are defined at the end of the article



5. To find another article, click the back button and choose a new one

<http://www.breakingnewsenglish.com>

1. There are six levels of readings (0 = the easiest, 6 = the most challenging), choose the appropriate level for your English ability

[Level 0](#) [Level 1](#) [Level 2](#) [Level 3](#) [Level 4](#) [Level 5](#) [Level 6](#)

2. After choosing a level, click on a reading that interests you
3. Read the article
4. After reading, complete the activities that appear at the end of the article
5. Other activities can be found at the top of the page

PRINT <ul style="list-style-type: none">• 26-page lesson (40 exercises)• 2-page MINI lesson	LISTEN <ul style="list-style-type: none">• North American & British English• 20 questions• 5-speeds• Listen & spell• Dictation	READ <ul style="list-style-type: none">• 4-speed reading• Jumble 1• Jumble 2• No spaces• Text jumble• Quiz	GRAMMAR <ul style="list-style-type: none">• Gap fill• The / An / A• Prepositions• Word order	SPELL <ul style="list-style-type: none">• Consonants• Vowels• Missing letters• Initials only• No letters• Blank letters• Hangman	WORDS <ul style="list-style-type: none">• Flash cards• Word pairs• Matching• Crossword• Missing words• Gap fill
---	---	--	--	---	---

6. Click on the "Home" button in the bottom left corner to find other readings

[Home](#) | [Help This Site](#)

<http://eslfast.com/>

1. There are various sections on the home page. If you want to start at a basic level, click on one of the sections that appears below "For Beginners"

For Beginners

If you want to try a more advanced reading, click on one of the sections that appears below "For Intermediate Learners"

For Intermediate Learners

2. After choosing a section, choose a reading that interests you
3. If you want to listen to it while you read along, click on the play button that appears in the black rectangle under reading's title

1. Going to School



4. The readings for beginners are followed by several comprehension activities
 - a. Click on "Vocabulary" to review words that are found in the reading
 - b. Click on "Sentences" to practice sentence formation
 - c. Click on "Dictation" to hear sentences from the Reading – practice sentence formation and spelling
5. To find another reading, click on the back button and choose a new one

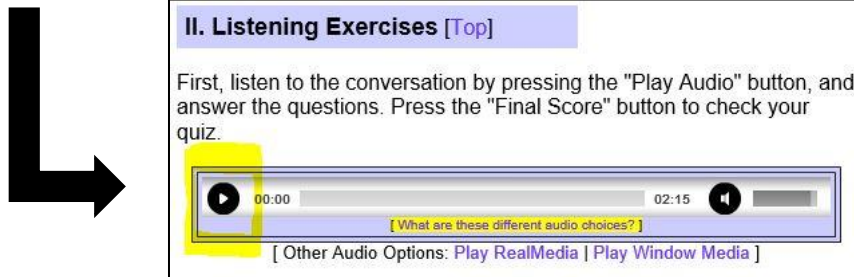
Learn new words with these videos!

1. EFPod English – <https://www.youtube.com/user/podEnglish/videos>
2. Learn English With Ronnie –
<http://www.youtube.com/user/EnglishLessons4U/videos>
3. Learn English with Adam –
<https://www.youtube.com/user/EnglishTeacherAdam/videos>
4. Listen and Read Along –
<https://www.youtube.com/ListenAndReadAlong/videos>

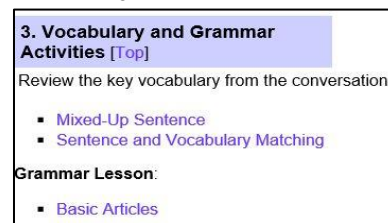
Listening Activities

<http://www.esl-lab.com/>

1. Choose a topic that interests you. You can also choose the level – beginner, intermediate, advanced
2. Scroll down until you see “Listening Exercises” (in the middle of the page). Here, you can listen to the lesson – click on the start button



3. After listening to the lesson, answer the comprehension questions. Click on “Final Scores” to check if your answers are correct
4. Click on one of the options below “Vocabulary Activities” to practice and increase your vocabulary



5. To find other lessons, click on the “Home” button that appears in the top right corner of the page



<http://www.bbc.co.uk/learningenglish/>

(To change the site's language, click on "Change language" in the top right corner and choose your native language)

1. Click on "Courses" and choose the appropriate lesson level
 - a. Towards Advanced
 - b. Upper-intermediate
 - c. Intermediate
 - d. Lower-intermediate



2. Choose a section that interests you or start with the first one

A screenshot of the 'Session 1 Welcome!' page on the BBC Learning English website. On the left is a photograph of three people (two women and one man) standing in a modern, brightly lit indoor space. To the right of the photo, the text reads: 'Session 1' in large teal font, followed by 'Welcome!' in bold black font. Below this is the date '25 SEP 2014' and a paragraph of introductory text. A grey button with '3 ACTIVITIES' is located to the right of the title. The text describes the first unit of the lower-intermediate course, mentioning presenters, informal ways of saying 'hello', and a 10-part drama called 'The Race'. It also mentions a Weekly Quiz at the end of the unit.

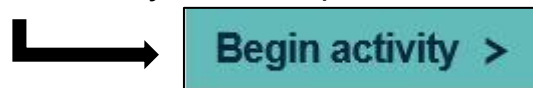
3. Click on the play button to start the video



4. Click on "Transcript" to read and follow along with the video

Show transcript ▾

5. Click "Begin Activity" for comprehension activities



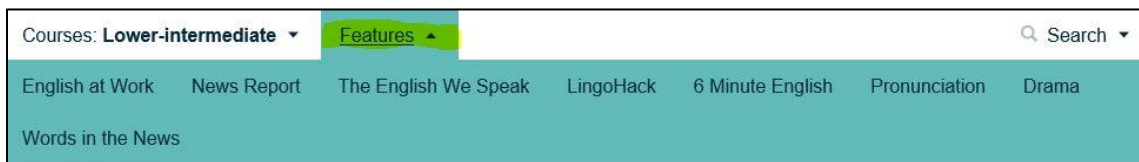
6. Click on "Next Activity", at the bottom of the page and go to the next activity



7. To practice and increase your vocabulary, click on "Vocabulary reference". To practice grammar, click on "Grammar Reference"



8. To explore other activities, click on "Features" and choose one that interests you



To find videos with listening activities, click on one of the following links:

1. <https://www.youtube.com/user/bbclearningenglish/videos>
2. <https://www.youtube.com/user/VOALearningEnglish/videos>
3. <https://www.youtube.com/user/ListenAndReadAlong/videos>

Pronunciation Activities

To find videos with pronunciation activities, click on one of the following links:

1. <https://www.youtube.com/user/JenniferESL/videos>
2. <https://www.youtube.com/user/VOALearningEnglish/videos>
3. <https://www.youtube.com/user/TeacherMelanie/videos>
4. <https://www.youtube.com/user/bbclearningenglish/videos>

<https://www.learnersdictionary.com>

1. Type the word that you want to hear in the blue bar and hit "Enter" on the keyboard



1. Read the definition
2. Click on the speaker icon to hear the pronunciation



<http://www.talkenglish.com/> (Use this site if you already have a basic level of English but you want to improve your pronunciation and knowledge of useful phrases)

1. Click on "Speaking English Lessons" on the left side of the page

ENGLISH LESSONS
Speaking English Lessons
English Listening Lessons
Extra English Lessons
Full Lesson Index

2. Choose a section that you want to practice
3. Choose the specific topic that you want to practice

Example:



4. Choose the useful phrases that you want to practice and click

Meetings
1. Before the meeting
2. Canceling a Meeting
3. During the Meeting
4. After the Meeting
5. General Statements

5. Click on the blue sentences to hear the correct pronunciation
6. Click on the back button to find other lessons

Grammar Activities

<http://www.esl-lounge.com/student/>

1. Choose the appropriate level under "Grammar Guide"

- a. Beginner
- b. Elementary
- c. Pre-intermediate
- d. Intermediate
- e. Advanced



Grammar Guide
Beginner
Elementary
Pre-Intermediate
Intermediate
Advanced

2. In the blue box, choose the section that you want to practice



Prepositions	'Will' or 'Going To?'
Articles	'Have To' and 'Must'
Past Continuous Structure	'Like' as verb and preposition.
Past Continuous Use	Introduction to Phrasal Verbs
Zero Conditional	'Have' and 'Have Got'
First Conditional	Question Tags
Quantifiers	Compound Nouns
Present Perfect Structure	So and Such
Present Perfect Use	-ed And -ing Adjectives
For, Since and Ago	Enough
Modal Verbs	

3. Read the lesson

4. Choose another lesson/section when you are done

<http://www.eslcafe.com/grammar.html>

- 1. Choose the grammar topic that you want to practice (adjective clauses, conditional sentences, confusing words etc.)
- 2. You can start with the first lesson or choose a different one
- 3. Read the lesson
- 4. Click on "Back to Grammar Lessons Page" to find other lessons



> [Back to Grammar Lessons Page](#)

Use this link to practice your grammar while watching videos

- <https://www.youtube.com/user/EnglishTeacherAdam/videos>

